



In Cetec ERP, basic parts/items are called Prparts. A Prpart is a combination of PRC (Product Code) + part number. PRC is a unique, three-character code required by Cetec ERP for your internal item numbers.

CETEC ERP

SALES

PARTS

PURCHASINGWAREHOUSEACCOUNTINGPRODUCTIONADMIN

Q

☰

Welcome Elizabeth Bernhardt! (You Are On The LITE Support Plan)

SELL EXISTING STOCKBUILD A PARTBUY FROM A VENDOR

Welcome To Cloud ERP

New systems are hard; our [Getting Started Guide](#) makes it easier.
Enter your first pieces of data and start using your new Cloud-Based ERP System: [Parts](#), [Customers](#), and [Vendors](#).
If you have questions, consult the [How To Videos](#) and [Documentation](#), or browse through the [FAQ list](#).

RECENT QUOTES

Quote #	Customer	# Lines	Assigned To
Quote 1308	Vance Refrigeration (4)	1	Elizabeth Bernhardt
Quote 1300		0	Elizabeth Bernhardt
Quote 1248	Vance Refrigeration (4)	1	Elizabeth Bernhardt
Quote 1239	Customer (5)	6	David Atkins
Quote 1230	Customer (5)	1	Elizabeth Bernhardt
Quote 1204	Customer (5)	6	Elizabeth Bernhardt

(Go To Quote)

Go

[View All Quotes](#)

CUSTOMERS

	Most Recent Quote	YTD Sales
New Quote Customer	1203 (Closed)	\$550.00
Vance Refrigeration	1201 (Closed)	\$16,186.16
Customer	1202 (Open)	\$1,596.36
Edge Products	1200 (Closed)	\$3,997.88

Search Customers

Q

Go

[View All Customers](#)

INVOICE VALUES

The intended use of the PRC code smart naming scheme is for product segmentation and categorization.

CETEC ERP

SALES

PARTS

PURCHASINGWAREHOUSEACCOUNTINGPRODUCTIONADMIN

Welcome Elizabeth Bernhardt! (You Are On The LITE Support Plan)

SELL EXISTING STOCKBUILD A PARTBUY FROM A VENDOR

Welcome To Cloud ERP

New systems are hard; our Getting Started Guide makes it easier.
Enter your first pieces of data and start using your new Cloud-Based ERP System: Parts, Customers, and Vendors.
If you have questions, consult the How To Videos and Documentation, or browse through the FAQ list.

RECENT QUOTES

Quote #	Customer	# Lines	Assigned To
Quote 1308	Vance Refrigeration (4)	1	Elizabeth Bernhardt
Quote 1300		0	Elizabeth Bernhardt
Quote 1248	Vance Refrigeration (4)	1	Elizabeth Bernhardt
Quote 1239	Customer (5)	6	David Atkins
Quote 1230	Customer (5)	1	Elizabeth Bernhardt
Quote 1204	Customer (5)	6	Elizabeth Bernhardt

(Go To Quote)

Go

View All Quotes

CUSTOMERS

	Most Recent Quote	YTD Sales
New Quote Customer	1203 (Closed)	\$550.00
Vance Refrigeration	1201 (Closed)	\$16,186.16
Customer	1202 (Open)	\$1,596.36
Edge Products	1200 (Closed)	\$3,997.88

Search Customers

Go

View All Customers

INVOICE VALUES



Together, PRC (Product Code) + Part number form a Prcpart. You will be able to show/hide PRC, Part number, and/or Prcpart on any customer or vendor interfacing documents.

CETEC ERP

SALES **PARTS** PURCHASING WAREHOUSE ACCOUNTING PRODUCTION ADMIN

SEARCH

Menu

Welcome Elizabeth Bernhardt! (You Are On The **LITE** Support Plan)

SELL EXISTING STOCK BUILD A PART BUY FROM A VENDOR

Welcome To Cloud ERP

New systems are hard; our [Getting Started Guide](#) makes it easier.
Enter your first pieces of data and start using your new Cloud-Based ERP System: [Parts](#), [Customers](#), and [Vendors](#).
If you have questions, consult the [How To Videos](#) and [Documentation](#), or browse through the [FAQ](#) list.

RECENT QUOTES

Quote #	Customer	# Lines	Assigned To
Quote 1308	Vance Refrigeration (4)	1	Elizabeth Bernhardt
Quote 1300		0	Elizabeth Bernhardt
Quote 1248	Vance Refrigeration (4)	1	Elizabeth Bernhardt
Quote 1239	Customer (5)	6	David Atkins
Quote 1230	Customer (5)	1	Elizabeth Bernhardt
Quote 1204	Customer (5)	6	Elizabeth Bernhardt


(Go To Quote) **Go** [View All Quotes](#)

CUSTOMERS

	Most Recent Quote	YTD Sales
New Quote Customer	1203 (Closed)	\$550.00
Vance Refrigeration	1201 (Closed)	\$16,186.16
Customer	1202 (Open)	\$1,596.36
Edge Products	1200 (Closed)	\$3,997.88

Search Customers **Go** [View All Customers](#)

INVOICE VALUES

 You do have the choice to not create PRC codes. In this case, the system will split each part number. The part numbers can then be combined manually on all interfacing docs.

CETEC ERP

SALES

PARTS

PURCHASING

WAREHOUSE

ACCOUNTING

PRODUCTION

ADMIN

Welcome Elizabeth Bernhardt! (You Are On The LITE Support Plan)

SELL EXISTING STOCKBUILD A PARTBUY FROM A VENDOR

Welcome To Cloud ERP

New systems are hard; our [Getting Started Guide](#) makes it easier.

Enter your first pieces of data and start using your new Cloud-Based ERP System: [Parts](#), [Customers](#), and [Vendors](#).

If you have questions, consult the [How To Videos](#) and [Documentation](#), or browse through the [FAQ list](#).

RECENT QUOTES

Quote #	Customer	# Lines	Assigned To
Quote 1308	Vance Refrigeration (4)	1	Elizabeth Bernhardt
Quote 1300		0	Elizabeth Bernhardt
Quote 1248	Vance Refrigeration (4)	1	Elizabeth Bernhardt
Quote 1239	Customer (5)	6	David Atkins
Quote 1230	Customer (5)	1	Elizabeth Bernhardt
Quote 1204	Customer (5)	6	Elizabeth Bernhardt

(Go To Quote)

Go

[View All Quotes](#)

CUSTOMERS

	Most Recent Quote	YTD Sales
New Quote Customer	1203 (Closed)	\$550.00
Vance Refrigeration	1201 (Closed)	\$16,186.16
Customer	1202 (Open)	\$1,596.36
Edge Products	1200 (Closed)	\$3,997.88

Search Customers

Go

[View All Customers](#)

INVOICE VALUES

🔗 How do you create a new PRC code in Cetec? The first step is to open Cetec ERP and click Parts.

CETEC ERP

SALES

PARTS

PURCHASINGWAREHOUSEACCOUNTINGPRODUCTIONADMIN

Welcome Elizabeth Bernhardt! (You Are On The LITE Support Plan)

SELL EXISTING STOCKBUILD A PARTBUY FROM A VENDOR

Welcome To Cloud ERP

New systems are hard; our Getting Started Guide makes it easier.
Enter your first pieces of data and start using your new Cloud-Based ERP System: Parts, Customers, and Vendors.
If you have questions, consult the How To Videos and Documentation, or browse through the FAQ list.

RECENT QUOTES

Quote #	Customer	# Lines	Assigned To
Quote 1308	Vance Refrigeration (4)	1	Elizabeth Bernhardt
Quote 1300		0	Elizabeth Bernhardt
Quote 1248	Vance Refrigeration (4)	1	Elizabeth Bernhardt
Quote 1239	Customer (5)	6	David Atkins
Quote 1230	Customer (5)	1	Elizabeth Bernhardt
Quote 1204	Customer (5)	6	Elizabeth Bernhardt

(Go To Quote)

Go

View All Quotes

CUSTOMERS

	Most Recent Quote	YTD Sales
New Quote Customer	1203 (Closed)	\$550.00
Vance Refrigeration	1201 (Closed)	\$16,186.16
Customer	1202 (Open)	\$1,596.36
Edge Products	1200 (Closed)	\$3,997.88

Search Customers

Go

View All Customers

INVOICE VALUES

 Click **Lists**.

CETEC ERP

SALES PARTS PURCHASING WAREHOUSE ACCOUNTING PRODUCTION ADMIN

LISTS

PRICING MAINTENANCE VENDOR RETURNS PART SPEC GROUPS REPORTS

Search

Menu

WELCOME TO CLOUD ERP

New systems are hard; our [Getting Started Guide](#) makes it easier.

Enter your first pieces of data and start using your new Cloud-Based ERP System: [Parts](#), [Customers](#), and [Vendors](#).

If you have questions, consult the [How To Videos](#) and [Documentation](#), or browse through the [FAQ list](#).

RECENT QUOTES

Quote #	Customer	# Lines	Assigned To
Quote 1308	Vance Refrigeration (4)	1	Elizabeth Bernhardt
Quote 1300		0	Elizabeth Bernhardt
Quote 1248	Vance Refrigeration (4)	1	Elizabeth Bernhardt
Quote 1239	Customer (5)	6	David Atkins
Quote 1230	Customer (5)	1	Elizabeth Bernhardt
Quote 1204	Customer (5)	6	Elizabeth Bernhardt

(Go To Quote)

Go

[View All Quotes](#)

CUSTOMERS

	Most Recent Quote	YTD Sales
New Quote Customer	1203 (Closed)	\$550.00
Vance Refrigeration	1201 (Closed)	\$16,186.16
Customer	1202 (Open)	\$1,596.36
Edge Products	1200 (Closed)	\$3,997.88

Search Customers

Go

[View All Customers](#)

INVOICE VALUES

Click PRC List.

CETEC ERP

SALES PARTS PURCHASING WAREHOUSE ACCOUNTING PRODUCTION ADMIN

LISTS PRICING MAINTENANCE VENDOR RETURNS PART SPEC GROUPS REPORTS

PART LIST

CROSS PART LIST

LIST BY WAREHOUSE

LIST BY BIN

BOM LIST

INVENTORY WITHIN BOMS

BIN PIECE/SERIAL LIST

PRC LIST

Cloud ERP

Started Guide makes it easier.

It using your new Cloud-Based ERP System: Parts, Customers, and Vendors.

View To Videos and Documentation, or browse through the FAQ list.

RECENT QUOTES

Quote #	Customer	# Lines	Assigned To
Quote 1308	Vance Refrigeration (4)	1	Elizabeth Bernhardt
Quote 1300		0	Elizabeth Bernhardt
Quote 1248	Vance Refrigeration (4)	1	Elizabeth Bernhardt
Quote 1239	Customer (5)	6	David Atkins
Quote 1230	Customer (5)	1	Elizabeth Bernhardt
Quote 1204	Customer (5)	6	Elizabeth Bernhardt

(Go To Quote)

Go

View All Quotes

CUSTOMERS

	Most Recent Quote	YTD Sales
New Quote Customer	1203 (Closed)	\$550.00
Vance Refrigeration	1201 (Closed)	\$16,186.16
Customer	1202 (Open)	\$1,596.36
Edge Products	1200 (Closed)	\$3,997.88

Search Customers

Go

View All Customers

INVOICE VALUES

 Click **Create PRC**.

CETEC ERP

SALES PARTS PURCHASING WAREHOUSE ACCOUNTING PRODUCTION ADMIN

LISTS PRICING MAINTENANCE VENDOR RETURNS PART SPEC GROUPS REPORTS

PRC

Description

Submit Create PRC

Show/Hide Chart

INVENTORY \$100,410,344.98

150,000,000

100,000,000

50,000,000

0

BOM

SUB

RAW

PRT

Total Inv Value



Type in your new 3-letter PRC code. I chose "FIG" to stand for finished good. But you can decide the naming scheme that makes most sense for your company.

CETEC ERP

SALES PARTS PURCHASING WAREHOUSE ACCOUNTING PRODUCTION ADMIN

LISTS ▾ PRICING MAINTENANCE ▾ VENDOR RETURNS PART SPEC GROUPS REPORTS ▾

PRC List

Create PRC Create Cancel

Show/Hide Chart

INVENTORY \$100,410,344.98

Category	Value
BOM	0
SUB	0
RAW	0
PRT	\$100,410,344.98

Legend: Total Inv Value

 Click **Create**.

CETEC ERP

SALES PARTS PURCHASING WAREHOUSE ACCOUNTING PRODUCTION ADMIN

LISTS PRICING MAINTENANCE VENDOR RETURNS PART SPEC GROUPS REPORTS

PRC List

Create PRC

Create Cancel

Show/Hide Chart

INVENTORY \$100,410,344.98

150,000,000

100,000,000

50,000,000

0

BOM

SUB

RAW

PRT

Total Inv Value



On this pop-up screen, you can enter more information about your new PRC code, like its default vendor (if applicable),

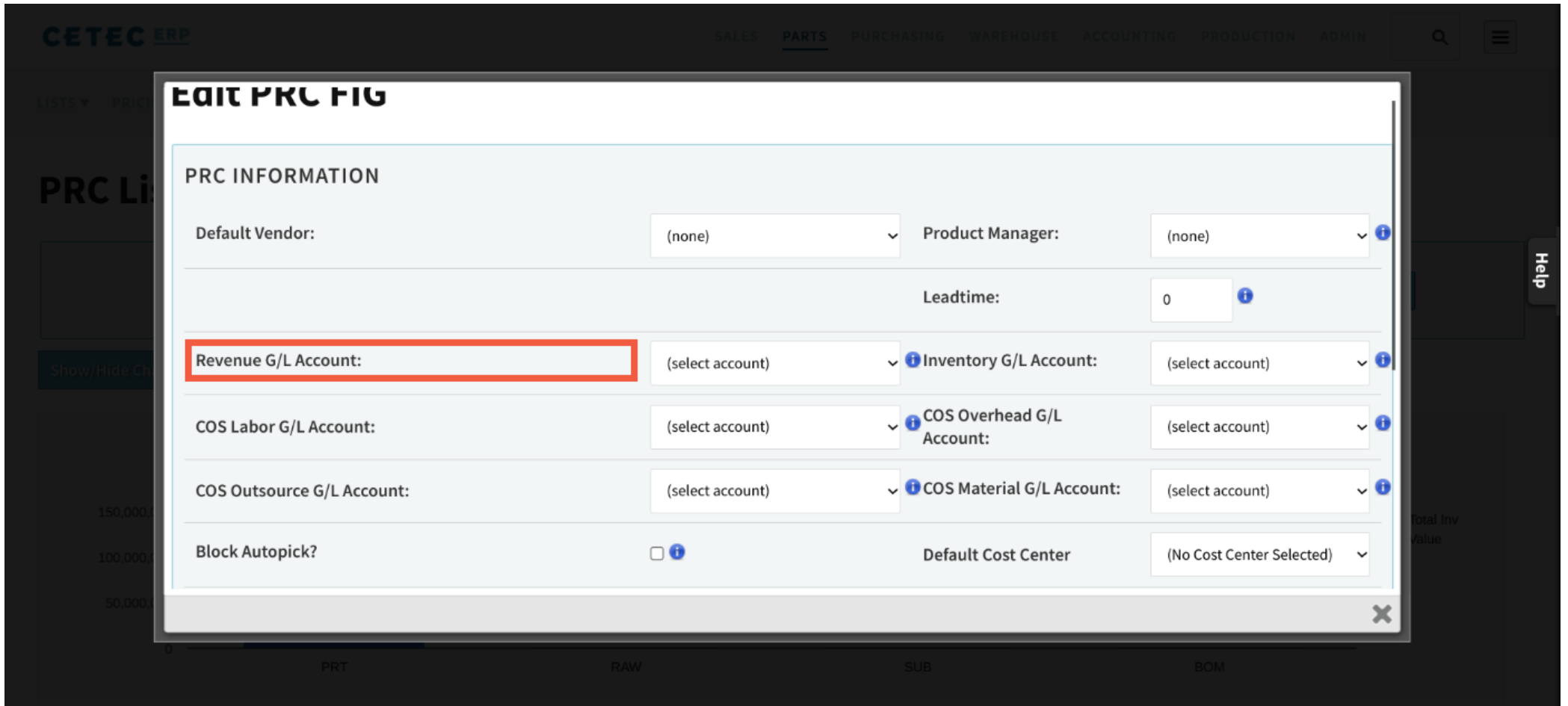
EDIT PRC FIG

PRC INFORMATION

Default Vendor:	(none) ▼	Product Manager:	(none) ▼ ⓘ
		Leadtime:	0 ⓘ
Revenue G/L Account:	(select account) ▼ ⓘ	Inventory G/L Account:	(select account) ▼ ⓘ
COS Labor G/L Account:	(select account) ▼ ⓘ	COS Overhead G/L Account:	(select account) ▼ ⓘ
COS Outsource G/L Account:	(select account) ▼ ⓘ	COS Material G/L Account:	(select account) ▼ ⓘ
Block Autopick?	<input type="checkbox"/> ⓘ	Default Cost Center	(No Cost Center Selected) ▼


Background elements: CETEC ERP logo, navigation tabs (SALES, PARTS, PURCHASING, WAREHOUSE, ACCOUNTING, PRODUCTION, ADMIN), search icon, menu icon, and a 'Help' button on the right.


 its Revenue G/L Account,







EDIT PRC FIG



PRC INFORMATION


Default Vendor: (none) Product Manager: (none) 


Leadtime: 0 

Revenue G/L Account: (select account)  Inventory G/L Account: (select account) 

COS Labor G/L Account: (select account)  COS Overhead G/L Account: (select account) 

COS Outsource G/L Account: (select account)  COS Material G/L Account: (select account) 

Block Autopick? ☐  Default Cost Center: (No Cost Center Selected)





shipping/packing instructions, etc.

CETEC ERP

SALES PARTS PURCHASING WAREHOUSE ACCOUNTING PRODUCTION ADMIN

LISTS ▼ PRC Li

Show/Hide Ch

150,000.0
100,000.0
50,000.0

0 PRT RAW SUB BOM

Total Inv Value

Help

COS Outsource G/L Account: (select account) COS Material G/L Account: (select account)

Block Autopick? ☐ [i](#) Default Cost Center (No Cost Center Selected) ▼

Description: Force Resale: ☐ [i](#)

Default Voucher G/L Account: (select account) ▼ Default PRC: ☐ [i](#)

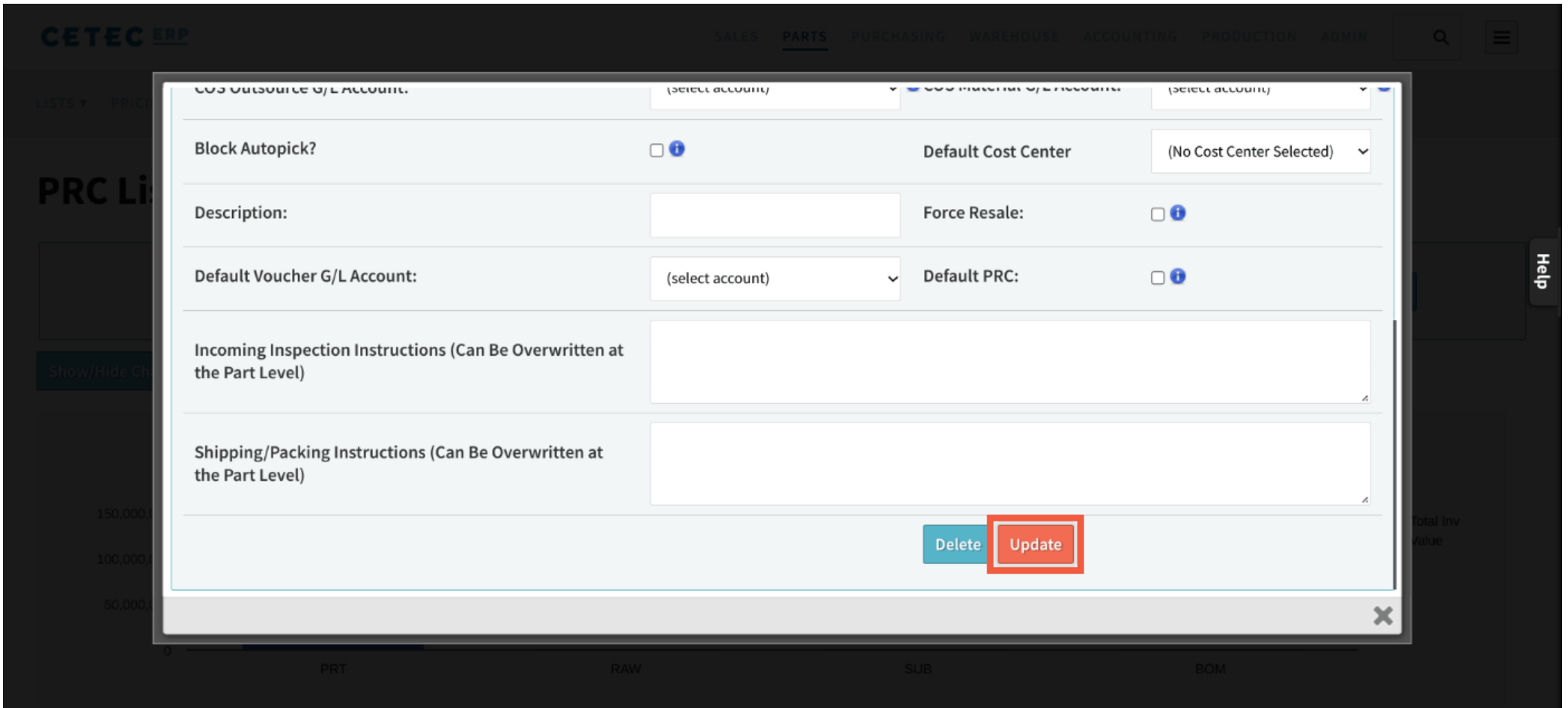
Incoming Inspection Instructions (Can Be Overwritten at the Part Level)

Shipping/Packing Instructions (Can Be Overwritten at the Part Level)

Delete Update

X

 When you are done entering information, click **Update**.



CETEC ERP

SALES PARTS PURCHASING WAREHOUSE ACCOUNTING PRODUCTION ADMIN

LISTS ▼ PRC

PRC Li

Show/Hide Ch

150,000.0

100,000.0

50,000.0

0

PRT RAW SUB BOM

Total Inv Value

Help

COS Outsource G/L Account: (select account)

COS Material G/L Account: (select account)

Block Autopick? ☐ ⓘ

Default Cost Center: (No Cost Center Selected) ▼

Description:

Force Resale: ☐ ⓘ

Default Voucher G/L Account: (select account) ▼

Default PRC: ☐ ⓘ

Incoming Inspection Instructions (Can Be Overwritten at the Part Level)

Shipping/Packing Instructions (Can Be Overwritten at the Part Level)

Delete Update

✕

To see a list of all of your PRC codes, go to Parts > Lists,

[SALES](#)
[PARTS](#)
[PURCHASING](#)
[WAREHOUSE](#)
[ACCOUNTING](#)
[PRODUCTION](#)
[ADMIN](#)

[LISTS](#)
[PRICING MAINTENANCE](#)
[VENDOR RETURNS](#)
[PART SPEC GROUPS](#)
[REPORTS](#)

PRC List

PRC

Description

INVENTORY \$100,410,344.98

Category	Total Inv Value
PRT	~100,000,000
RAW	0
BOM	0
SUB	0

 and click **PRC List**.

CETEC ERP

SALES PARTS PURCHASING WAREHOUSE ACCOUNTING PRODUCTION ADMIN

LISTS PRICING MAINTENANCE VENDOR RETURNS PART SPEC GROUPS REPORTS

PART LIST

CROSS PART LIST

LIST BY WAREHOUSE

LIST BY BIN

BOM LIST

INVENTORY WITHIN BOMS

BIN PIECE/SERIAL LIST

PRC LIST

PRC

Description

Submit

Create PRC

Help

INVENTORY \$100,410,344.98

150,000,000

100,000,000

50,000,000

0

PRT

RAW

BOM

SUB

Total Inv Value



To see the full list, don't enter anything in the search fields. Just click **Submit**.

[SALES](#)
[PARTS](#)
[PURCHASING](#)
[WAREHOUSE](#)
[ACCOUNTING](#)
[PRODUCTION](#)
[ADMIN](#)

[LISTS ▾](#)
[PRICING MAINTENANCE ▾](#)
[VENDOR RETURNS](#)
[PART SPEC GROUPS](#)
[REPORTS ▾](#)

PRC List

PRC

Description

INVENTORY \$100,410,344.98

Category	Total Inv Value
RAW	0
PRT	~100,000,000
SUB	0
BOM	0



The PRC list report shows you valuable information, like the number of parts to which each PRC code is assigned



Displaying 1 - 10 of 10 [Export](#) [+/- Columns](#)

PRC	Num Parts	Value	Description	Default Vendor	Product Manager	Revenue G/L Account	COS G/L Account	Leadtime
	64			N/A	N/A	N/A	N/A	0weeks
BOM	8	\$66,319.51	Assembly/Manufactured Parts	N/A	N/A	N/A	N/A	0weeks
BUT	1			N/A	N/A	N/A	N/A	0weeks
CMP	1			N/A	N/A	N/A	N/A	0weeks
FIG	0			N/A	N/A	N/A	N/A	0weeks
PRT	33	\$100,305,176.81	Unspecified Parts	N/A	N/A	N/A	N/A	0weeks
RAW	9	\$11,970.00	Stock and Sale Parts	N/A	N/A	N/A	N/A	0weeks
SER	2			N/A	N/A	N/A	N/A	0weeks
SUB	6	\$26,878.66	Subassembly Parts	N/A	N/A	N/A	N/A	0weeks
ZZZ	3			N/A	N/A	N/A	N/A	0weeks

Displaying 1 - 10 of 10 [Export](#) [+/- Columns](#)



and the value of those parts.

0	SUB	BOM	PRT	RAW
---	-----	-----	-----	-----

Displaying 1 - 10 of 10 [Export](#) [+/- Columns](#)

PRC	Num Parts	Value	Description	Default Vendor	Product Manager	Revenue G/L Account	COS G/L Account	Leadtime
	64			N/A	N/A	N/A	N/A	0weeks
BOM	8	\$66,319.51	Assembly/Manufactured Parts	N/A	N/A	N/A	N/A	0weeks
BUT	1			N/A	N/A	N/A	N/A	0weeks
CMP	1			N/A	N/A	N/A	N/A	0weeks
FIG	0			N/A	N/A	N/A	N/A	0weeks
PRT	33	\$100,305,176.81	Unspecified Parts	N/A	N/A	N/A	N/A	0weeks
RAW	9	\$11,970.00	Stock and Sale Parts	N/A	N/A	N/A	N/A	0weeks
SER	2			N/A	N/A	N/A	N/A	0weeks
SUB	6	\$26,878.66	Subassembly Parts	N/A	N/A	N/A	N/A	0weeks
ZZZ	3			N/A	N/A	N/A	N/A	0weeks

Displaying 1 - 10 of 10 [Export](#) [+/- Columns](#)



Here you can see that the new PRC code we inputted has been added to to the list.

0	SUB	BOM	PRT	RAW
---	-----	-----	-----	-----

Displaying 1 - 10 of 10 [Export](#) [+/- Columns](#)

PRC	Num Parts	Value	Description	Default Vendor	Product Manager	Revenue G/L Account	COS G/L Account	Leadtime
	64			N/A	N/A	N/A	N/A	0weeks
BOM	8	\$66,319.51	Assembly/Manufactured Parts	N/A	N/A	N/A	N/A	0weeks
BUT	1			N/A	N/A	N/A	N/A	0weeks
CMP	1			N/A	N/A	N/A	N/A	0weeks
FIG	0			N/A	N/A	N/A	N/A	0weeks
PRT	33	\$100,305,176.81	Unspecified Parts	N/A	N/A	N/A	N/A	0weeks
RAW	9	\$11,970.00	Stock and Sale Parts	N/A	N/A	N/A	N/A	0weeks
SER	2			N/A	N/A	N/A	N/A	0weeks
SUB	6	\$26,878.66	Subassembly Parts	N/A	N/A	N/A	N/A	0weeks
ZZZ	3			N/A	N/A	N/A	N/A	0weeks

Displaying 1 - 10 of 10 [Export](#) [+/- Columns](#)



Let's see this new PRC code in action. Let's say you want to create a new part. Go to Parts > Lists.

[SALES](#)
[PARTS](#)
[PURCHASING](#)
[WAREHOUSE](#)
[ACCOUNTING](#)
[PRODUCTION](#)
[ADMIN](#)

[LISTS](#)
[PRICING MAINTENANCE](#)
[VENDOR RETURNS](#)
[PART SPEC GROUPS](#)
[REPORTS](#)

PRC List

PRC

Description

Submit

Create PRC

Show/Hide Chart

INVENTORY \$100,410,344.98

Category	Total Inv Value
SUB	0
BOM	0
PRT	~100,000,000
RAW	0

 Click **Part List**.

CETEC ERP

SALES PARTS PURCHASING WAREHOUSE ACCOUNTING PRODUCTION ADMIN

LISTS PRICING MAINTENANCE VENDOR RETURNS PART SPEC GROUPS REPORTS

PART LIST

CROSS PART LIST

LIST BY WAREHOUSE

LIST BY BIN

BOM LIST

INVENTORY WITHIN BOMS

BIN PIECE/SERIAL LIST

PRC LIST

PRC

Description

Submit

Create PRC

INVENTORY \$100,410,344.98

150,000,000

100,000,000

50,000,000

0

SUB

BOM

PRT

RAW

Total Inv Value

Click **Create New**.

Part List

Prcpart/Description	<input type="text" value="Search parts..."/>	<input type="checkbox"/>	Preferred Vendor	<input type="text"/>	Creation Date	<input type="text" value="(from)"/>	-	<input type="text" value="(to)"/>
Status	<input type="text" value="Active"/>	▼	UOM	<input type="text" value="All"/>	▼	Non-Inventory	<input type="text" value="All"/>	▼
Note: Exports with more than 1000 rows will not include all columns.			More Options ▼					
New Version				Submit		Create New		

CLICK 'SUBMIT' TO VIEW RESULTS



Now you can see that our new PRC code, **FIG**, is available to assign to a new part.

SALES
PARTS
PURCHASING
WAREHOUSE
ACCOUNTING
PRODUCTION
ADMIN

LISTS

PRICING MAINTENANCE

VENDOR RETURNS

PART SPEC GROUPS

REPORTS

Part List

CREATE PART

PRC

FIG

BOM

BUT

CMP

✓ FIG

PRT

RAW

SER

SUB

ZZZ

Part

(part number)

Location

Main (MN)

Part Description

BOM?

☐

Cancel

Create

CLICK 'SUBMIT' TO VIEW RESULTS

CETEC ERP VERSION

4.040 ON CETECERPDEVEL

COPYRIGHT © 2022

CETEC ERP



Now you have a better understanding of PRC codes in Cetec. For more information, go to CetecERP.com and search for PRC in the upper right hand global search bar.

CETEC ERP

SALES
PARTS
PURCHASING
WAREHOUSE
ACCOUNTING
PRODUCTION
ADMIN

LISTS
PRICING MAINTENANCE
VENDOR RETURNS
PART SPEC GROUPS
REPORTS

Part List

CREATE PART

PRC

FIG

Part

(part number)

Location

Main (MN)

Part Description

(description)

BOM? ☐

CLICK 'SUBMIT' TO VIEW RESULTS

CETEC ERP VERSION
4.040 ON CETECERPDEVEL
COPYRIGHT © 2022
CETEC ERP

Help



Scan to go to the interactive player