

How can I check if I have enough inventory to convert a quote to an order before setting a build date?

CETEC ERP

SALES

PARTS

PURCHASINGWAREHOUSEACCOUNTINGPRODUCTIONADMIN

SEARCH

Menu

Welcome Cetec ERP Support! (You Are On The LITE Support Plan)

SELL EXISTING STOCKBUILD A PARTBUY FROM A VENDOR

OPEN ORDER BACKLOG

Open Order Lines: 190Total Resale: \$1,604,658.80Total GP: \$798,991.42

Order #	Line #	Customer	Part #	Resale	Ship Date
632.1	2	Applied Materials, Inc.	ZZZEXCESS MATERIAL CHARGE	\$900.00	
9.1	1	Products & More	FIGPRODUCT	5,000.00 MXN	2019-06-28
103.1	1	Products & More	RAW2847199	\$0.38	2019-07-30
117.1	2	Stanford University	BOMPHAGE-1	\$1,500.00	2019-08-22
114.1	2	Edge Products	FIG-123124	\$933.00	2019-08-27
114.1	4	Edge Products	NEU1234	\$48.70	2019-08-27

(Go To Order)

Go

View All Orders

Backlog by Customer

INVOICE VALUES

	Ext Resale	Cost	GP Value	GM %
Yesterday	\$0.00	\$0.00	\$0.00	0 %
Today	\$0.00	\$0.00	\$0.00	0 %
MTD	\$12,195.95	\$6,646.99	\$5,548.96	45 %
Prior MTD	\$75.00	\$74.70	\$0.30	0 %
Prior Year MTD	\$2,038.30	\$1,548.07	\$490.23	24 %
Prior Month	\$70,810.40	\$12,742.62	\$58,067.78	82 %
YTD	\$482,531.01	\$323,396.63	\$159,134.37	32 %
Prior YTD	\$24,978.76	\$3,409.76	\$21,569.01	86 %
Prior Year	\$4,497,169.68	\$370,575.48	\$4,126,594.20	91 %

Update

BOOKED VALUES

	Ext Resale	Cost	GP Value	GM %
Yesterday	\$0.00	\$0.00	\$0.00	0 %
Today	\$0.00	\$0.00	\$0.00	0 %
MTD	\$5,174.95	\$1,500.00	\$3,674.95	71 %

OPEN SALES ORDERS

This Month:

Next Month:

Third Month:

Remaining:

Resale



To check inventory, perform a stock check for a complex assembly. The first step is to open Cetec ERP and click **Parts**

[SALES](#)
[PARTS](#)
[PURCHASING](#)
[WAREHOUSE](#)
[ACCOUNTING](#)
[PRODUCTION](#)
[ADMIN](#)

Welcome Cetec ERP Support! (You Are On The [LITE](#) Support Plan)

[SELL EXISTING STOCK](#)
[BUILD A PART](#)
[BUY FROM A VENDOR](#)

OPEN ORDER BACKLOG

Open Order Lines: 190 Total Resale: \$1,604,658.80 Total GP: \$798,991.42

Order #	Line #	Customer	Part #	Resale	Ship Date
632.1	2	Applied Materials, Inc.	ZZZEXCESS MATERIAL CHARGE	\$900.00	
9.1	1	Products & More	FIGPRODUCT	5,000.00 MXN	2019-06-28
103.1	1	Products & More	RAW2847199	\$0.38	2019-07-30
117.1	2	Stanford University	BOMPHAGE-1	\$1,500.00	2019-08-22
114.1	2	Edge Products	FIG-123124	\$933.00	2019-08-27
114.1	4	Edge Products	NEU1234	\$48.70	2019-08-27

[View All Orders](#)

[Backlog by Customer](#)

INVOICE VALUES

	Ext Resale	Cost	GP Value	GM %
Yesterday	\$0.00	\$0.00	\$0.00	0 %
Today	\$0.00	\$0.00	\$0.00	0 %
MTD	\$12,195.95	\$6,646.99	\$5,548.96	45 %
Prior MTD	\$75.00	\$74.70	\$0.30	0 %
Prior Year MTD	\$2,038.30	\$1,548.07	\$490.23	24 %
Prior Month	\$70,810.40	\$12,742.62	\$58,067.78	82 %
YTD	\$482,531.01	\$323,396.63	\$159,134.37	32 %
Prior YTD	\$24,978.76	\$3,409.76	\$21,569.01	86 %
Prior Year	\$4,497,169.68	\$370,575.48	\$4,126,594.20	91 %

BOOKED VALUES

	Ext Resale	Cost	GP Value	GM %
Yesterday	\$0.00	\$0.00	\$0.00	0 %
Today	\$0.00	\$0.00	\$0.00	0 %
MTD	\$5,174.95	\$1,500.00	\$3,674.95	71 %

OPEN SALES ORDERS

■ This Month:
 ■ Next Month:
 ■ Third Month:
 ■ Remaining:

Resale

Click Lists

CETEC ERP

SALES PARTS PURCHASING WAREHOUSE ACCOUNTING PRODUCTION ADMIN

LISTS PRICING MAINTENANCE VENDOR RETURNS PART SPEC GROUPS REPORTS

OPEN ORDER BACKLOG

Open Order Lines: 190 Total Resale: \$1,604,658.80 Total GP: \$798,991.42

Order #	Line #	Customer	Part #	Resale	Ship Date
632.1	2	Applied Materials, Inc.	ZZZEXCESS MATERIAL CHARGE	\$900.00	
9.1	1	Products & More	FIGPRODUCT	5,000.00 MXN	2019-06-28
103.1	1	Products & More	RAW2847199	\$0.38	2019-07-30
117.1	2	Stanford University	BOMPHAGE-1	\$1,500.00	2019-08-22
114.1	2	Edge Products	FIG-123124	\$933.00	2019-08-27
114.1	4	Edge Products	NEU1234	\$48.70	2019-08-27

(Go To Order)

Go

View All Orders

Backlog by Customer

INVOICE VALUES

	Ext Resale	Cost	GP Value	GM %
Yesterday	\$0.00		\$0.00	0 %
Today	\$0.00		\$0.00	0 %
MTD	\$12,195.95	\$6,646.99	\$5,548.96	45 %
Prior MTD	\$75.00	\$74.70	\$0.30	0 %
Prior Year MTD	\$2,038.30	\$1,548.07	\$490.23	24 %
Prior Month	\$70,810.40	\$12,742.62	\$58,067.78	82 %
YTD	\$482,531.01	\$323,396.63	\$159,134.37	32 %
Prior YTD	\$24,978.76	\$3,409.76	\$21,569.01	86 %
Prior Year	\$4,497,169.68	\$370,575.48	\$4,126,594.20	91 %

Update

BOOKED VALUES

	Ext Resale	Cost	GP Value	GM %
Yesterday	\$0.00	\$0.00	\$0.00	0 %
Today	\$0.00	\$0.00	\$0.00	0 %
MTD	\$5,174.95	\$1,500.00	\$3,674.95	71 %

OPEN SALES ORDERS

This Month:

Next Month:

Third Month:

Remaining:

Resale

Click Part List

CETEC ERP

SALES PARTS PURCHASING WAREHOUSE ACCOUNTING PRODUCTION ADMIN

LISTS PRICING MAINTENANCE VENDOR RETURNS PART SPEC GROUPS REPORTS

PART LIST

CROSS PART LIST

LIST BY WAREHOUSE

LIST BY BIN

BOM LIST

INVENTORY WITHIN BOMS

BIN PIECE/SERIAL LIST

PRC LIST

117.1 2 Stanford University

114.1 2 Edge Products

114.1 4 Edge Products

OPEN ORDER BACKLOG

Total Resale: \$1,604,658.80 Total GP: \$798,991.42

Part #	Resale	Ship Date
ZZZEXCESS MATERIAL CHARGE	\$900.00	
FIGPRODUCT	5,000.00 MXN	2019-06-28
RAW2847199	\$0.38	2019-07-30
BOMPHAGE-1	\$1,500.00	2019-08-22
FIG-123124	\$933.00	2019-08-27
NEU1234	\$48.70	2019-08-27

(Go To Order)

Go

View All Orders

Backlog by Customer

INVOICE VALUES

	Ext Resale	Cost	GP Value	GM %
Yesterday	\$0.00	\$0.00	\$0.00	0 %
Today	\$0.00	\$0.00	\$0.00	0 %
MTD	\$12,195.95	\$6,646.99	\$5,548.96	45 %
Prior MTD	\$75.00	\$74.70	\$0.30	0 %
Prior Year MTD	\$2,038.30	\$1,548.07	\$490.23	24 %
Prior Month	\$70,810.40	\$12,742.62	\$58,067.78	82 %
YTD	\$482,531.01	\$323,396.63	\$159,134.37	32 %
Prior YTD	\$24,978.76	\$3,409.76	\$21,569.01	86 %
Prior Year	\$4,497,169.68	\$370,575.48	\$4,126,594.20	91 %

Update

BOOKED VALUES

	Ext Resale	Cost	GP Value	GM %
Yesterday	\$0.00	\$0.00	\$0.00	0 %
Today	\$0.00	\$0.00	\$0.00	0 %
MTD	\$5,174.95	\$1,500.00	\$3,674.95	71 %

OPEN SALES ORDERS

This Month:

Next Month:

Third Month:

Remaining:

Resale



You can either search for the specific assembly/BOM in question or just click **Submit** to see the full part list.

Part List

Prcpart/Description	<input type="text" value="Search parts..."/>	<input type="checkbox"/>	Preferred Vendor	<input type="text"/>	Creation Date	<input type="text" value="(from)"/>	-	<input type="text" value="(to)"/>	
Status	<input type="text" value="Active"/>	▼	UOM	<input type="text" value="All"/>	▼	Non-Inventory	<input type="text" value="All"/>	▼	
OEM Part	<input type="text"/>		Preferred Manufacturer	<input type="text"/>		Default Warranty	<input type="text" value="(from)"/>	-	<input type="text" value="(to)"/>
							<input type="text" value="(none)"/>	▼	
Drawing Number	<input type="text"/>								
Note: Exports with more than 1000 rows will not include all columns.			Less Options ▲						
				New Version		Submit		Create New	

CLICK 'SUBMIT' TO VIEW RESULTS



The part I'm looking for is this first BOM on the list.

<< Previous | 1 2 3 4 5 6 7 8 9 10 11 12 | Next >>

Displaying 1 - 25 of 677 Export +/- Columns

Prcpart	Description	BOM?	QOH	QR	QOO	Default Cost	Default Resale	Pref Manufacturer	Non-Inventory?	Last Sold	Merge	Info
		No	0	0	0	\$0.00	\$0.00		No		Merge	i
PRT		No	0	0	0	\$0.00	\$0.00		No		Merge	i
SUB		No	0	0	0	\$0.00	\$0.00		No		Merge	i
SLM .020/.024 48W X 96L	Soda Lime Raw Glass Sheet (.020/.024) .236" X 48" X 96"	No	5	10	0	\$5.00	\$5.00		No		Merge	i
BOM 1000 - ABC		No	979	0	0	\$0.00	\$75.00		No		Merge	i
FUD 20X8 FT FOOD TRAILER - EAST SIDE KING 2.0	New East Side King Food Trailer (Austin)	Yes	0	0	0	\$0.00	\$0.00		No		Merge	i
BOM 20X8 FT FOOD TRAILER - STANDARD BUILD	Standard 20x8 Trailer Build	Yes	0	0	0	\$16,337.10	\$0.00		No		Merge	i
PRT 64T21P01 - FORGING	Forging	No	0	0	0	\$0.00	\$0.00		No		Merge	i
BOM 64T22G01	Finished Product - Jet Engine Assembly	Yes	0	0	0	\$0.00	\$0.00		No		Merge	i
PRT 64T22P02 - PIN - MACHINED	Pin	No	0	0	0	\$0.00	\$0.00		No		Merge	i
JOB A2802	Soda Lime 5.7mm (Tolerance: .219/.244) Job - OUTSIDE SERVICE FOR FULL TEMPER	Yes	0	0	0	\$0.00	\$0.00		No		Merge	i
PRT AS1234 - INSERT	Insert	No	0	0	0	\$0.00	\$0.00		No		Merge	i



Click into the part's record.

<< Previous | 1 2 3 4 5 6 7 8 9 10 11 12 | Next >>

Displaying 1 - 25 of 677 Export +/- Columns

Prcpart	Description	BOM?	QOH	QR	QOO	Default Cost	Default Resale	Pref Manufacturer	Non-Inventory?	Last Sold	Merge	Info
		No	0	0	0	\$0.00	\$0.00		No		Merge	i
PRT		No	0	0	0	\$0.00	\$0.00		No		Merge	i
SUB		No	0	0	0	\$0.00	\$0.00		No		Merge	i
SLM .020/.024 48W X 96L	Soda Lime Raw Glass Sheet (.020/.024) .236" X 48" X 96"	No	5	10	0	\$5.00	\$5.00		No		Merge	i
BOM 1000 - ABC		No	979	0	0	\$0.00	\$75.00		No		Merge	i
FUD 20X8 FT FOOD TRAILER - EAST SIDE KING 2.0	New East Side King Food Trailer (Austin)	Yes	0	0	0	\$0.00	\$0.00		No		Merge	i
BOM 20X8 FT FOOD TRAILER - STANDARD BUILD	Standard 20x8 Trailer Build	Yes	0	0	0	\$16,337.10	\$0.00		No		Merge	i
PRT 64T21P01 - FORGING	Forging	No	0	0	0	\$0.00	\$0.00		No		Merge	i
BOM 64T22G01	Finished Product - Jet Engine Assembly	Yes	0	0	0	\$0.00	\$0.00		No		Merge	i
PRT 64T22P02 - PIN - MACHINED	Pin	No	0	0	0	\$0.00	\$0.00		No		Merge	i
JOB A2802	Soda Lime 5.7mm (Tolerance: .219/.244) Job - OUTSIDE SERVICE FOR FULL TEMPER	Yes	0	0	0	\$0.00	\$0.00		No		Merge	i
PRT AS1234 - INSERT	Insert	No	0	0	0	\$0.00	\$0.00		No		Merge	i

Click BOM Data +

CETEC ERP

SALES PARTS PURCHASING WAREHOUSE ACCOUNTING PRODUCTION ADMIN

LISTS PRICING MAINTENANCE VENDOR RETURNS PART SPEC GROUPS REPORTS

Part FUD 20X8 FT FOOD TRAILER - EAST SIDE KING 2.0

New East Side King Food Trailer (Austin)

VIEW

EDIT

REVISIONS

BOM DATA +

PRICE/COST +

SALES +

PURCHASING +

ACTIVITY +

QUALITY +

MAINT +

DOCUMENTS (0)

NOTES (0)

PART DATA

DescriptionNew East Side King Food Trailer (Austin)Revision2

Tech Description

Default Cost\$16,637.10000Default Resale\$40,000.00000Pricing Rules

Last Buy Cost\$0.00000Created On2021-07-05Shelf Life0

Revenue G/L AccountCOS G/L AccountDefault Voucher Account

Preferred VendorPreferred ManufacturerOEM Part #

UOM(none)Purchase UOM(none)Export (ECCN)

More Options

 Click **BOM Overview**

CETEC ERP

SALES PARTS PURCHASING WAREHOUSE ACCOUNTING PRODUCTION ADMIN

LISTS PRICING MAINTENANCE VENDOR RETURNS PART SPEC GROUPS REPORTS

VIEW

EDIT

REVISIONS

BOM DATA +

BOM OVERVIEW (3)

EDIT BOM

EXPORT BOM

BUILD ESTIMATE

BUILD W/ SUBS

PRICE/COST +

SALES +

PURCHASING +

ACTIVITY +

QUALITY +

MAINT +

DOCUMENTS (0)

NOTES (0)

PART DATA

Description

New East Side King Food Trailer (Austin)

Revision

2

Tech Description

Default Cost

\$16,637.10000

Default Resale

\$40,000.00000

Pricing Rules

Last Buy Cost

\$0.00000

Created On

2021-07-05

Shelf Life

0

Revenue G/L Account

COS G/L Account

Default Voucher Account

Preferred Vendor

Preferred Manufacturer

OEM Part #

UOM

(none)

Purchase UOM

(none)

Export (ECCN)

More Options



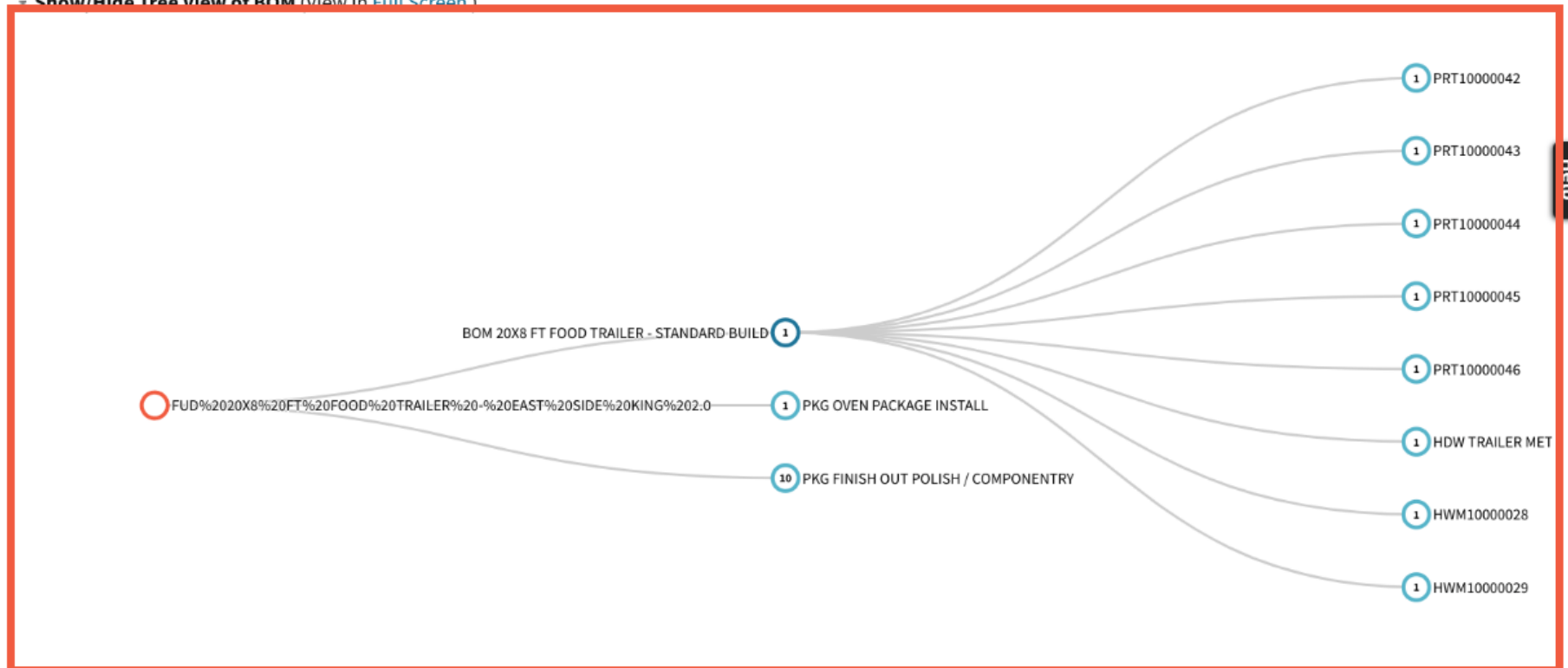
On the BOM Overview screen, you can either show or hide the tree view of this BOM.

Part FUD 20X8 FT FOOD TRAILER - EAST SIDE KING 2.0

New East Side King Food Trailer (Austin)

VIEW
EDIT
REVISIONS
BOM DATA +
PRICE/COST +
SALES +
PURCHASING +
ACTIVITY +
QUALITY +
MAINT +
DOCUMENTS (0)
NOTES (0)

Show/Hide Tree View of BOM (View In Full Screen)



Help



Below the BOM tree section is the BOM overview for the current revision of the BOM, which includes the quantity on hand for each part

BOM Overview For Current Revision, 2

Build Qty

[Printable, With Sub Components](#) | [Printable, Top Level Only](#) | [Export](#)

+/- Columns

#	Prcpart	Description	QOH	Qty/Top	Ext. Qty/Top	Ext Cost	Rollup	Info
▶ 1	BOM 20X8 FT FOOD TRAILER - STANDARD BUILD	Standard 20x8 Trailer Build	0	1	1	\$16,337.10000	\$15,282.10000	
2	PKG OVEN PACKAGE INSTALL	Oven and Electronics	Q00: 0	1	1	\$200.00000	(\$200.00000)	
3	PKG FINISH OUT POLISH / COMPONENTRY	Finish out components	80	10	10	\$100.00000	(\$100.00000)	
Setup \$0.00000		Setup O/H \$0.00000	Labor \$0.00000 (0 Mins)		Overhead \$0.00000	Material \$15,582.10000		
Rollup for Qty 1 of FUD 20X8 FT FOOD TRAILER - EAST SIDE KING 2.0						Unit \$15,582.10000		

+/- All BOMs

Complete Units Available to Build at MN: 0

Use Cached Pricing To Speed Page? ☐

 as well as the quantity per top.

 HWM10000029

BOM Overview For Current Revision, 2




Build Qty

1

Set

Printable, With Sub Components | Printable, Top Level Only | Export

+/- Columns

#	Prcpart	Description	QOH	Qty/Top	Ext. Qty/Top	Ext Cost	Rollup	Info
1	BOM 20X8 FT FOOD TRAILER - STANDARD BUILD	Standard 20x8 Trailer Build	0	1	1	\$16,337.10000	\$15,282.10000	
2	PKG OVEN PACKAGE INSTALL	Oven and Electronics	3	Qty Per Top 1 extends to 1		\$200.00000	(\$200.00000)	
3	PKG FINISH OUT POLISH / COMPONENTRY	Finish out components	80	10	10	\$100.00000	(\$100.00000)	
Setup \$0.00000		Setup O/H \$0.00000	Labor \$0.00000 (0 Mins)		Overhead \$0.00000	Material \$15,582.10000		
Rollup for Qty 1 of FUD 20X8 FT FOOD TRAILER - EAST SIDE KING 2.0						Unit \$15,582.10000		

+/- All BOMs

Complete Units Available to Build at MN: 0
Use Cached Pricing To Speed Page? ☐



Click the carrot on the left side to expand the report view so you can see all component parts within this subassembly.

1 HWM10000029

BOM Overview For Current Revision, 2Build Qty 1 [Printable, With Sub Components](#) | [Printable, Top Level Only](#) | [Export](#)

+/- Columns

#	Prcpart	Description	QOH	Qty/Top	Ext. Qty/Top	Ext Cost	Rollup	Info
1	BOM 20X8 FT FOOD TRAILER - STANDARD BUILD	Standard 20x8 Trailer Build	0	1	1	\$16,337.10000	\$15,282.10000	
2	PKG OVEN PACKAGE INSTALL	Oven and Electronics	Q00: 0	1	1	\$200.00000	(\$200.00000)	
3	PKG FINISH OUT POLISH / COMPONENTRY	Finish out components	80	10	10	\$100.00000	(\$100.00000)	
Setup \$0.00000		Setup O/H \$0.00000	Labor \$0.00000 (0 Mins)		Overhead \$0.00000	Material \$15,582.10000		
Rollup for Qty 1 of FUD 20X8 FT FOOD TRAILER - EAST SIDE KING 2.0						Unit \$15,582.10000		

[+/- All BOMs](#)

Complete Units Available to Build at MN: 0

Use Cached Pricing To Speed Page? ☐



A second step in your stock check is to look at the Build Estimate for your BOM. In the left side menu, click BOM Data+

New East Side King Food Trailer (Austin)

VIEW

EDIT

REVISIONS

BOM DATA

PRICE/COST +

SALES +

PURCHASING +

ACTIVITY +

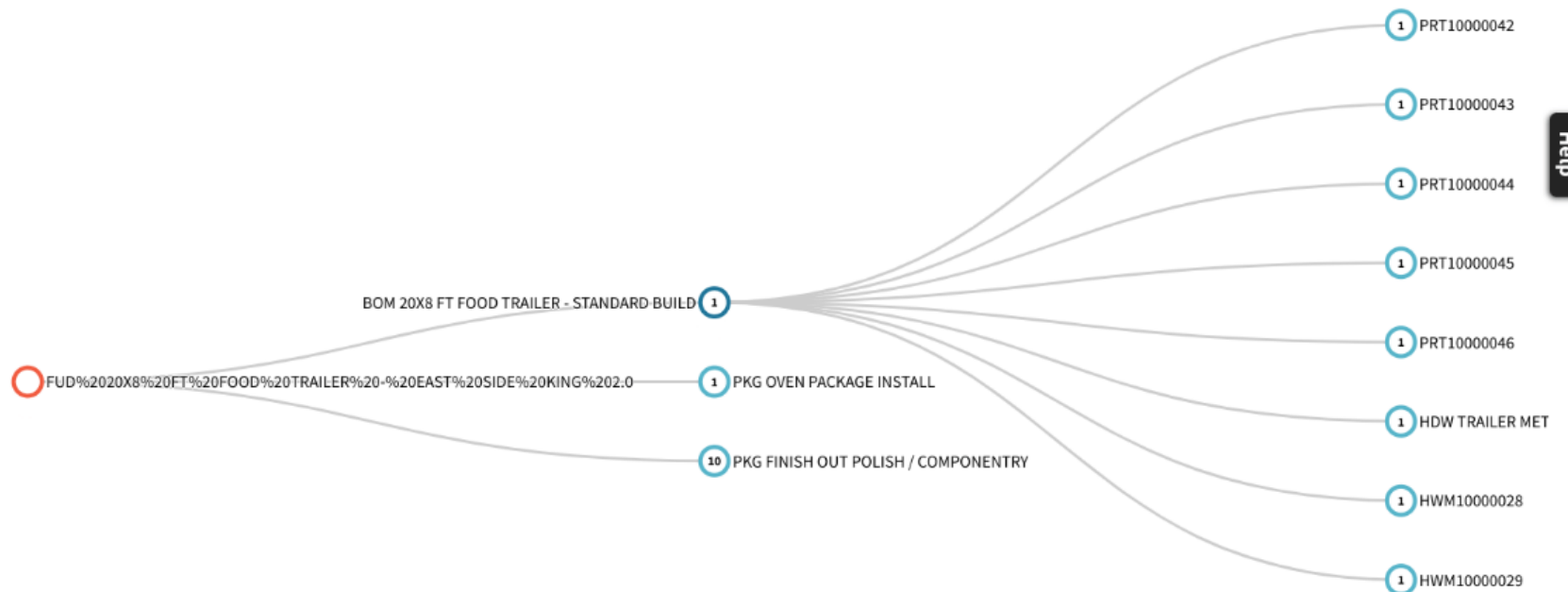
QUALITY +

MAINT +

DOCUMENTS (0)

NOTES (0)

▼ Show/Hide Tree View of BOM (View In [Full Screen](#))



Help

 Click **Build Estimate**

New East Side King Food Trailer (Austin)

VIEW

EDIT

REVISIONS

BOM DATA +

BOM OVERVIEW (3)

EDIT BOM

EXPORT BOM

BUILD ESTIMATE

BUILD W/ SUBS

PRICE/COST +

SALES +

PURCHASING +

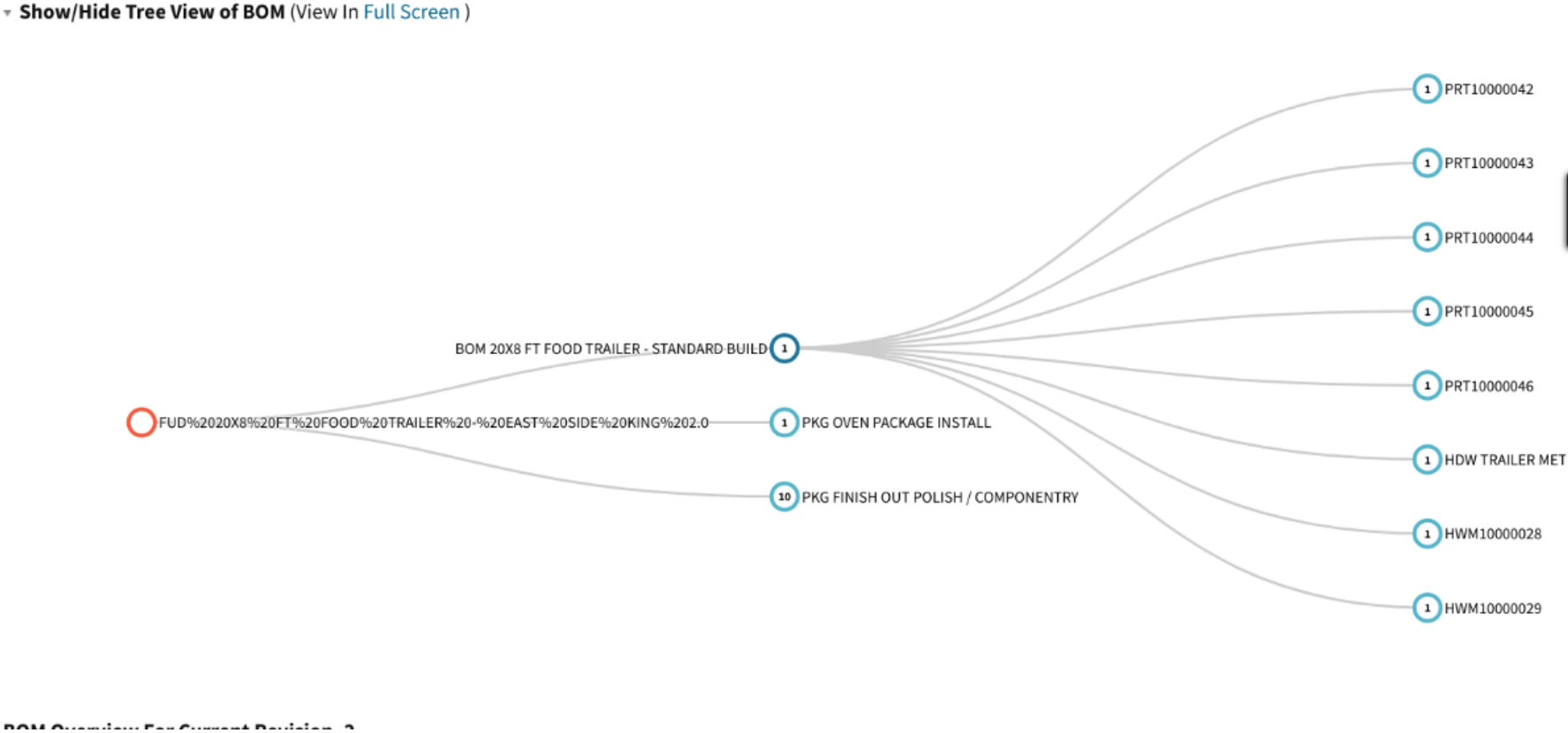
ACTIVITY +

QUALITY +

MAINT +

DOCUMENTS (0)

NOTES (0)



Help



The build assembly shows you parts and subassemblies in inventory and gives you estimates.

VIEW
EDIT
REVISIONS
BOM DATA +
PRICE/COST +
SALES +
PURCHASING +
ACTIVITY +
QUALITY +
MAINT +
DOCUMENTS (0)
NOTES (0)

Main Wareh ▼ **Change Location**

1 ▼ Change Revision

1 **Build Qty**

☒ Honor Build Defaults?

Can Build With Current Stock : 0

Qty 1 Work Start Date ⓘ: 2022-04-11

(No Labor Capacity Data Available; Part is missing a labor path.)

This screen doesn't include Non-Inventory Parts. See BOM Overview for that information.

Component #	Prcpart	Qty Per Top	Lead Time	Build Time	QOH	Avail	QOO	Next PO	Need Qty	Adjusted Qty	Flat Delta	Adjusted Delta
1	BOM 20X8 FT FOOD TRAILER - STANDARD BUILD	1	0	2	0	0	0	(none)	1	1	-1	-1
1	PRT10000042	1	0		8	8	0	(none)	1	0	7	7
2	PRT10000043	1	0		8	8	0	(none)	1	0	7	7
3	PRT10000044	1	0		8	8	0	(none)	1	0	7	7
4	PRT10000045	1	0		8	8	0	(none)	1	0	7	7
5	PRT10000046	1	0		8	8	0	(none)	1	0	7	7
6	HDW TRAILER METAL FRAME - 20X8	1	0		0	0	0	(none)	1	1	-1	-1
7	HWM10000028	1	0		8	8	0	(none)	1	0	7	7
8	HWM10000029	1	0		8	8	0	(none)	1	0	7	7
2	PKG OVEN PACKAGE INSTALL	1	0		0	0	0	(none)	1	1	-1	-1

Help



The subassembly components are already expanded when you open the report. Now you know how to perform a stock check.

VIEW

EDIT

REVISIONS

BOM DATA +

PRICE/COST +

SALES +

PURCHASING +

ACTIVITY +

QUALITY +

MAINT +

DOCUMENTS (0)

NOTES (0)

Main Wareh ▾

Change Location

1

▾ Change Revision

1

Build Qty

☒ Honor Build Defaults?

Can Build With Current Stock : 0

Qty 1 Work Start Date ⓘ: 2022-04-11

(No Labor Capacity Data Available; Part is missing a labor path.)

This screen doesn't include Non-Inventory Parts. See BOM Overview for that information.

Component #	Prcpart	Qty Per Top	Lead Time	Build Time	QOH	Avail	QOO	Next PO	Need Qty	Adjusted Qty	Flat Delta	Adjusted Delta
1	BOM 20X8 FT FOOD TRAILER - STANDARD BUILD	1	0	2	0	0	0	(none)	1	1	-1	-1
1	PRT10000042	1	0		8	8	0	(none)	1	0	7	7
2	PRT10000043	1	0		8	8	0	(none)	1	0	7	7
3	PRT10000044	1	0		8	8	0	(none)	1	0	7	7
4	PRT10000045	1	0		8	8	0	(none)	1	0	7	7
5	PRT10000046	1	0		8	8	0	(none)	1	0	7	7
6	HDW TRAILER METAL FRAME - 20X8	1	0		0	0	0	(none)	1	1	-1	-1
7	HWM10000028	1	0		8	8	0	(none)	1	0	7	7
8	HWM10000029	1	0		8	8	0	(none)	1	0	7	7
2	PKG OVEN PACKAGE INSTALL	1	0		0	0	0	(none)	1	1	-1	-1

Help



Scan to go to the interactive player